

063 Series Power Choke Coil

1. Features

- High performance (I_{sat}) realized by metal dust core.
- Low profile: 6.6mm x 7.3mm x 3.0mm
- Low loss realized with low DCR
- Capable of corresponding high frequency (1MHz)
- 100% lead (Pb) free meet RoHS standard

2. Application

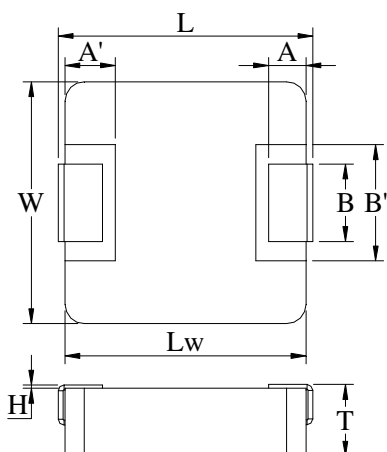
- DC/DC converter for CPU in Notebook PC
- Thin type on-board power supply module for exchanger VRM for server

3. Type Designation

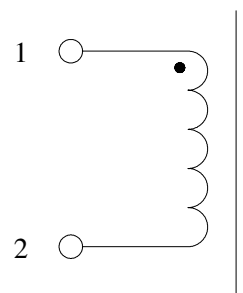
PCM□ 063T – XXX M □
 (1) (2) (3) (4) (5)

- Where
- (1) Series No :
PCMC / PCMB
 - (2) Size :
063T = 6.6mm x 7.3mm x 3.0mm
 - (3) Inductance Value :
1R0 = 1.0μH
 - (4) Tolerance :
M = ± 20%
 - (5) Materials :
Refer to paragraph 7

4. Outline Dimensions and Schematics



Code	Dimensions(mm)
L	6.95 ± 0.35
Lw	6.5 ± 0.2
W	6.6 ± 0.2
T	2.8 ± 0.2
A	1.6 ± 0.3
A'	2.0 ± 0.1
B	3.0 ± 0.3
B'	3.6 ± 0.2
H	0 ~ +0.15



UNLESS OTHERWISE SPECIFIED TOLERANCES ON : X = ± X.X = ± X.XX = ± ANGLES ± HOLE DIA. ±	DRAWN BY : <i>Ally Wu</i>		乾坤科技股份有限公司 CYNTEC CO., LTD.
	DESIGNED BY :		
	CHECKED BY :		
	APPROVED BY :		
	SCALE : X	UNIT : X	THIS DRAWINGS AND SPECIFICATIONS ARE THE PROPERTY OF CYNTEC CO., LTD. AND SHALL NOT BE REPRODUCED OR USED AS THE BASIS FOR THE MANUFACTURE OR SALE OF APPARATUS OR DEVICES WITHOUT PERMISSION
TITLE : The Engineering Specification for 063 Series Power Choke Coil		DOCUMENT NO.	PCDXXX-022
			PAGE REV. A6

5. Marking and Date Code

5-1 Marking

The inductor is marked with a 3-digit code

Example -- 1.0 μ H \rightarrow 1R0

5-2 Date Code

X XX XXX
 (1) (2) (3)

Where (1) Year Code


Ex : 2008 = 8

(2) Weekly Code

Serial number : 01 ~ 52

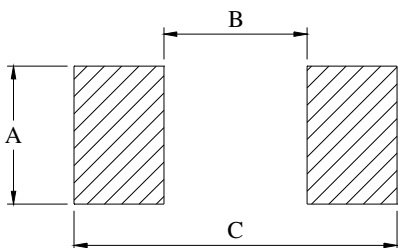
(3) Taping No.

Serial number : 001 ~ 999



6. Recommend Land Pattern Dimensions

The customer shall determine the land dimensions shown above after confirming and safety.



A	3.5
B	3.7
C	8.4

Unit: mm

UNLESS OTHERWISE SPECIFIED TOLERANCES ON : X = \pm X.X = \pm X.XX = \pm ANGLES \pm HOLE DIA. \pm	DRAWN BY : <i>Ally Wu</i>		乾坤科技股份有限公司 CYNTEC CO., LTD. <small>THIS DRAWINGS AND SPECIFICATIONS ARE THE PROPERTY OF CYNTEC CO., LTD. AND SHALL NOT BE REPRODUCED OR USED AS THE BASIS FOR THE MANUFACTURE OR SALE OF APPARATUS OR DEVICES WITHOUT PERMISSION</small>
	DESIGNED BY :		
	CHECKED BY :		
	APPROVED BY :		
	SCALE : X	UNIT : X	
TITLE : The Engineering Specification for 063 Series Power Choke Coil	DOCUMENT NO.	PCDXXX-022	PAGE REV. A6

7. Specifications

7-1 PCMC series

Part Number	L0 Inductance(μH) @ (0A)	R_{dc} ($\text{m}\Omega$)		Heat Rating Current DC Amps. Idc (A)	Saturation Current DC Amps. Isat (A)
		Typical	Maximum	Typical	Typical
PCMC063T-R10MN	0.10	1.5	1.7	32.5	60.0
PCMC063T-R20MN	0.20	2.4	3.0	24.0	41.0
PCMC063T-R22MN	0.22	2.5	2.8	23.0	40.0
PCMC063T-R33MN	0.33	3.5	3.9	20.0	30.0
PCMC063T-R47MN	0.47	4.0	4.2	17.5	26.0
PCMC063T-R68MN	0.68	5.0	5.5	15.5	25.0
PCMC063T-R82MN	0.82	6.7	8.0	13.0	24.0
PCMC063T-1R0MN	1.00	9.0	10.0	11.0	22.0
PCMC063T-1R2MN	1.20	10.0	12.0	10.0	20.0
PCMC063T-1R5MN	1.50	14.0	15.0	9.0	18.0
PCMC063T-2R2MN	2.20	18.0	20.0	8.0	14.0
PCMC063T-2R5MN	2.50	20.0	22.0	7.0	14.0
PCMC063T-3R3MN	3.30	28.0	30.0	6.0	13.5
PCMC063T-4R7MN	4.70	37.0	40.0	5.5	10.0
PCMC063T-6R8MN	6.80	54.0	60.0	4.5	8.0

7-2 PCMB series

Part Number	L0 Inductance(μH) @ (0A)	R_{dc} ($\text{m}\Omega$)		Heat Rating Current DC Amps. Idc (A)	Saturation Current DC Amps. Isat (A)
		Typical	Maximum	Typical	Typical
PCMB063T-8R2MS	8.20	54.0	60.0	4.5	6.0
PCMB063T-100MS	10.0	62.0	68.0	4.0	5.5
PCMB063T-1R0MT	1.00	6.7	7.5	14.0	12.0
PCMB063T-2R2MT	2.20	14.3	15.5	10.0	10.0
PCMB063T-3R3MT	3.30	22.6	24.0	8.5	8.0
PCMB063T-4R7MT	4.70	32.5	35.0	7.0	5.0

* : If you require another part number please contact with us.

** : Inductance Tolerance $\pm 20\%$

Note 1. : All test data is referenced to 25°C ambient.

Note 2. : Idc : DC current (A) that will cause an approximate ΔT of 40°C

Note 3. : Isat : DC current (A) that will cause Lo to drop approximately (PCMC : 20% / PCMB : 30%)

Note 4. : Operating Temperature Range -55°C to $+125^{\circ}\text{C}$

Note 5. : The part temperature (ambient + temp rise) should not exceed 125°C under worse case operating conditions. Circuit design , component placement, PWB trace size and thickness, airflow and other cooling provision all affect the part temperature. Part temperature should be verified in the end application.

UNLESS OTHERWISE SPECIFIED
TOLERANCES ON :
X = \pm
X.X = \pm
X.XX = \pm
ANGLES \pm HOLE DIA. \pm

DRAWN BY : *Ally Wu*

DESIGNED BY :

CHECKED BY :

APPROVED BY :

SCALE : X UNIT : X

乾坤科技股份有限公司
CYNTEC CO., LTD.

THIS DRAWINGS AND SPECIFICATIONS ARE THE PROPERTY OF CYNTEC CO., LTD. AND SHALL NOT BE REPRODUCED OR USED AS THE BASIS FOR THE MANUFACTURE OR SALE OF APPARATUS OR DEVICES WITHOUT PERMISSION

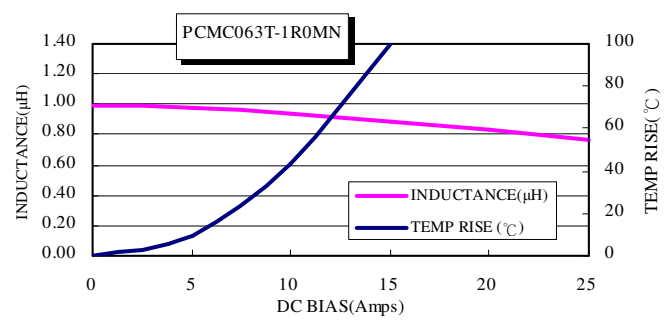
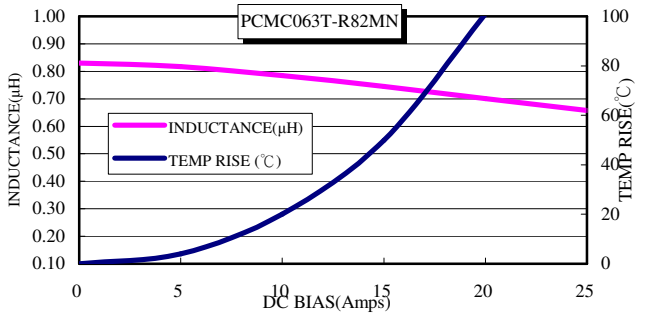
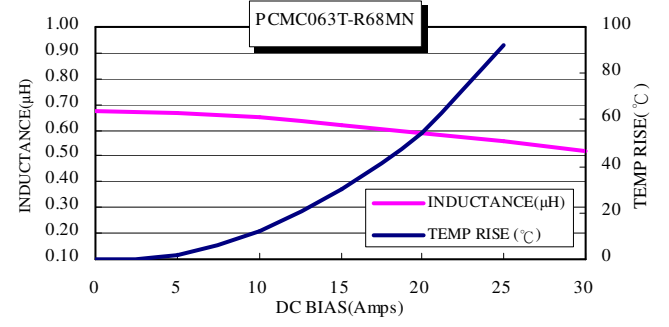
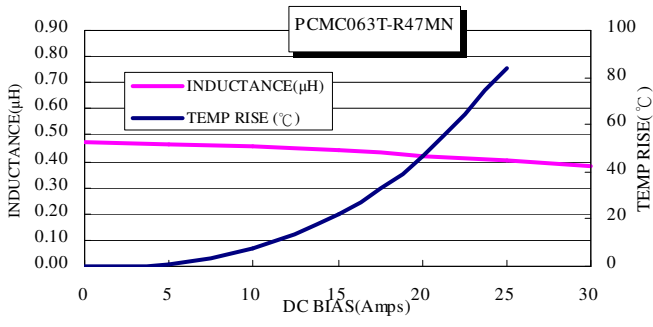
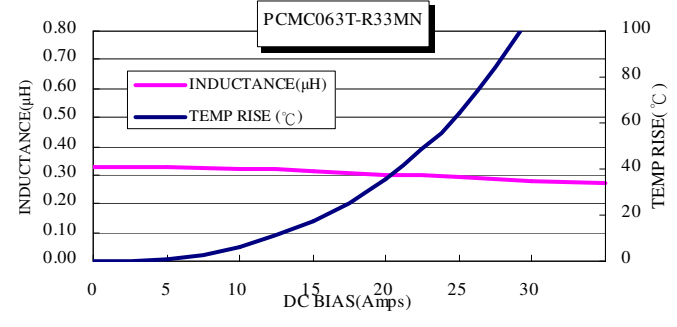
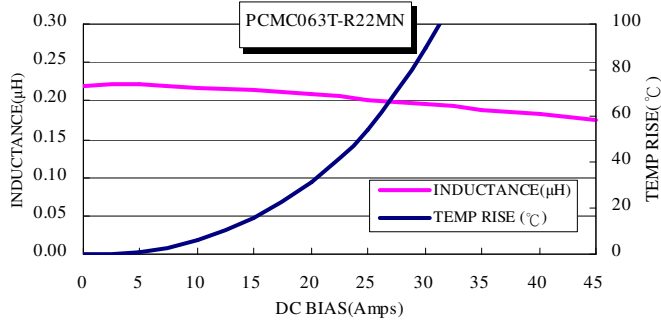
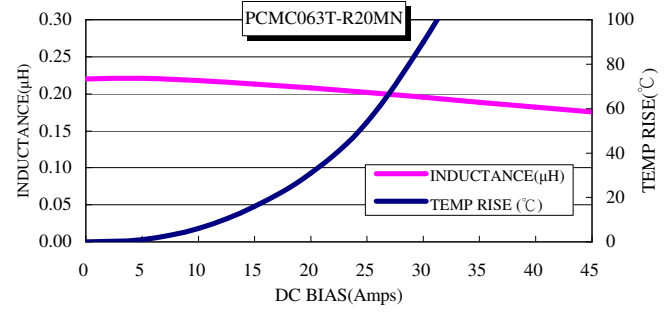
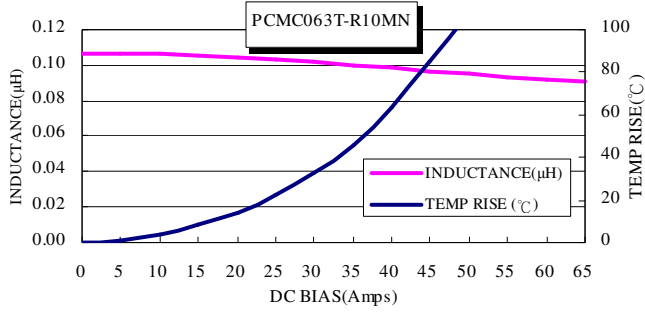
TITLE : The Engineering Specification for
063 Series Power Choke Coil

DOCUMENT
NO.

PCDXXX-022

PAGE
REV.
A6

7-3 Current Characteristic(Environment Temperature 25°C)



UNLESS OTHERWISE SPECIFIED
TOLERANCES ON :
X = ±
X.X = ±
X.XX = ±
ANGLES ± HOLE DIA. ±

DRAWN BY : Ally Wu
DESIGNED BY :
CHECKED BY :
APPROVED BY :
SCALE : X UNIT : X

乾坤科技股份有限公司
CYNTEC CO., LTD.

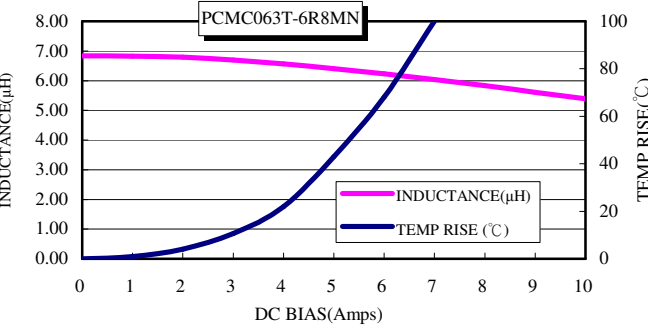
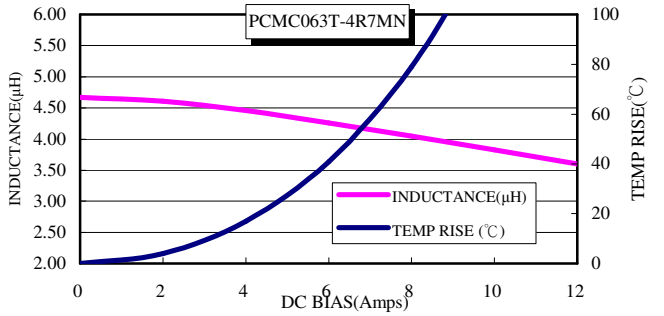
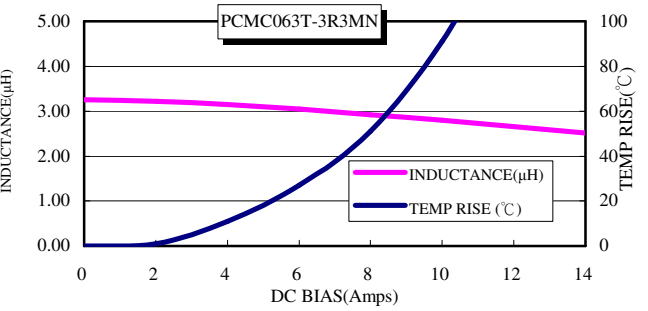
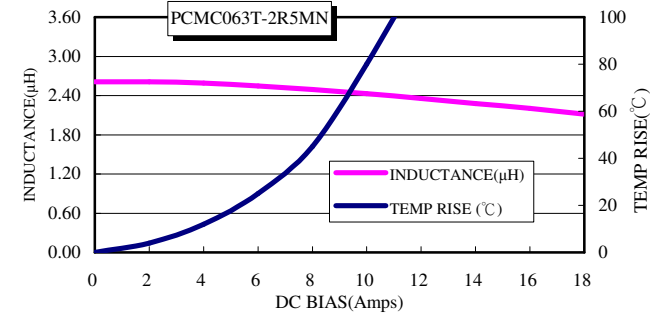
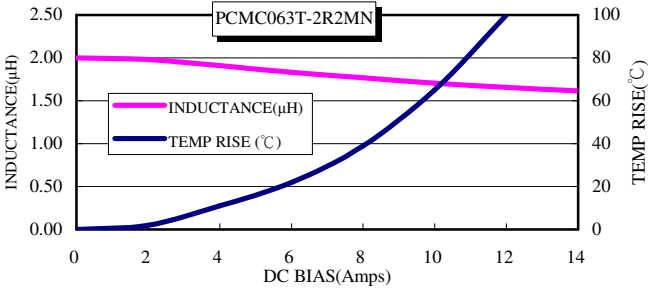
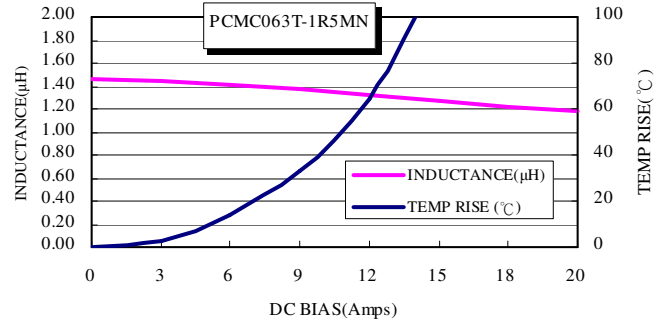
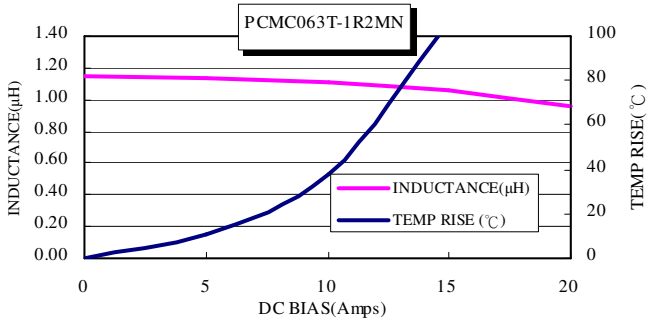
THIS DRAWINGS AND SPECIFICATIONS ARE THE PROPERTY OF CYNTEC CO., LTD. AND SHALL NOT BE REPRODUCED OR USED AS THE BASIS FOR THE MANUFACTURE OR SALE OF APPARATUS OR DEVICES WITHOUT PERMISSION

TITLE : The Engineering Specification for 063 Series Power Choke Coil

DOCUMENT NO.

PCDXXX-022

PAGE REV. A6



UNLESS OTHERWISE SPECIFIED
TOLERANCES ON :
X = ±
X.X = ±
X.XX = ±
ANGLES ± HOLE DIA. ±

DRAWN BY : *Ally Wu*
DESIGNED BY :
CHECKED BY :
APPROVED BY :
SCALE : X UNIT : X

乾坤科技股份有限公司
CYNTEC CO., LTD.

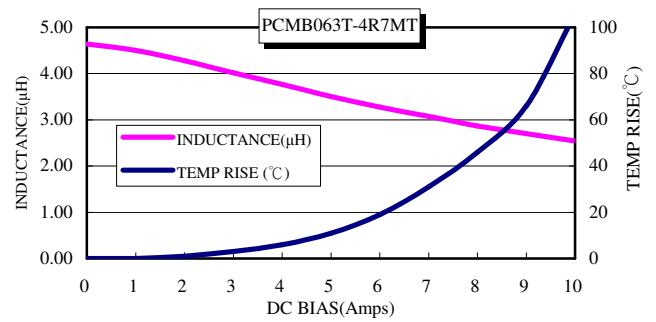
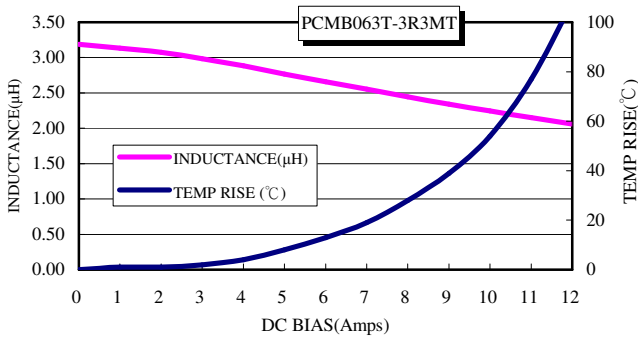
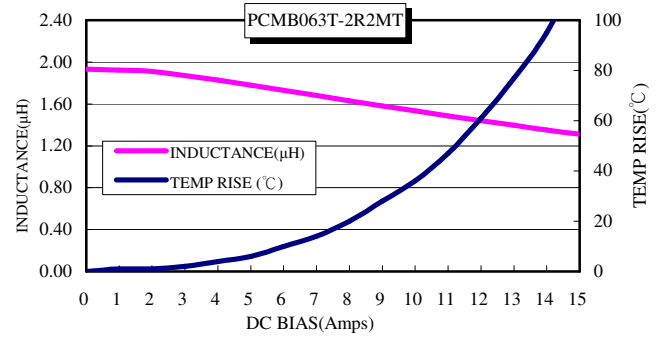
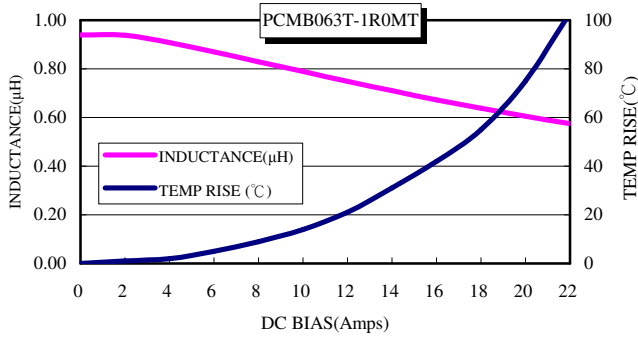
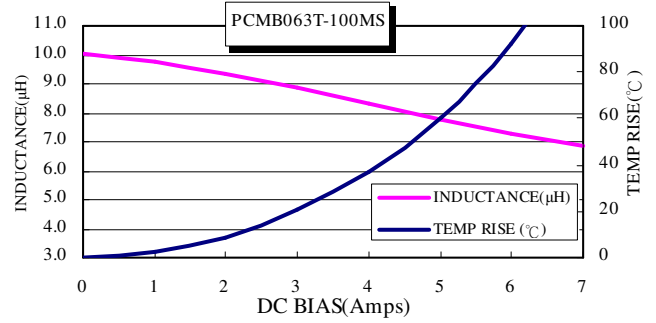
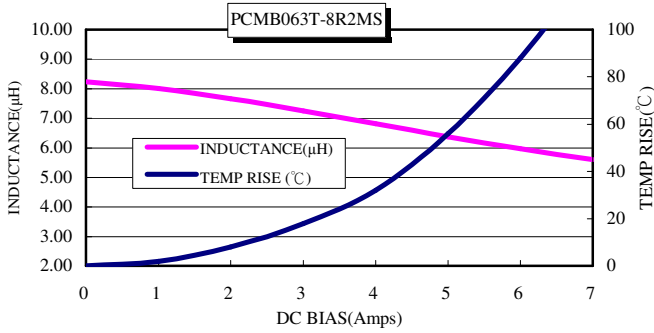
THIS DRAWINGS AND SPECIFICATIONS ARE THE PROPERTY OF CYNTEC CO., LTD. AND SHALL NOT BE REPRODUCED OR USED AS THE BASIS FOR THE MANUFACTURE OR SALE OF APPARATUS OR DEVICES WITHOUT PERMISSION

TITLE : The Engineering Specification for
063 Series Power Choke Coil

DOCUMENT
NO.

PCDXXX-022

PAGE
REV.
A6



UNLESS OTHERWISE SPECIFIED
 TOLERANCES ON :
 X = ±
 X.X = ±
 X.XX = ±
 ANGLES ± HOLE DIA. ±

DRAWN BY : *Ally Wu*
 DESIGNED BY :
 CHECKED BY :
 APPROVED BY :
 SCALE : X UNIT : X

乾坤科技股份有限公司
CYNTEC CO., LTD.

THIS DRAWINGS AND SPECIFICATIONS ARE THE PROPERTY OF CYNTEC CO., LTD. AND SHALL NOT BE REPRODUCED OR USED AS THE BASIS FOR THE MANUFACTURE OR SALE OF APPARATUS OR DEVICES WITHOUT PERMISSION

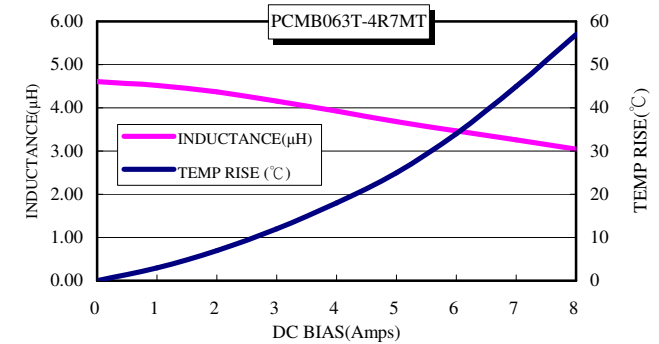
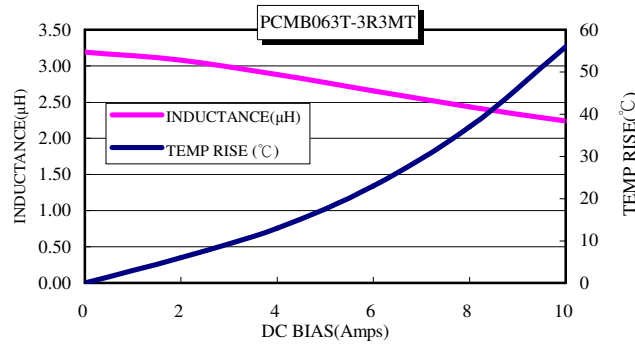
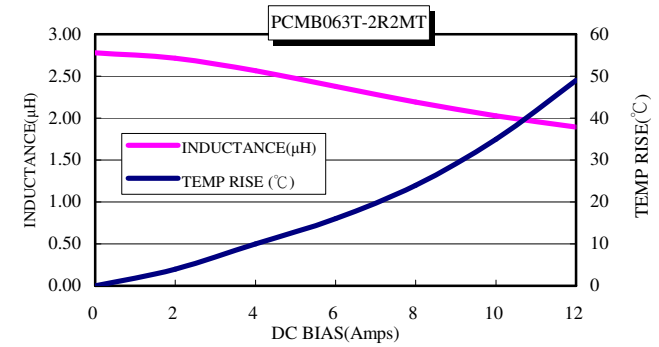
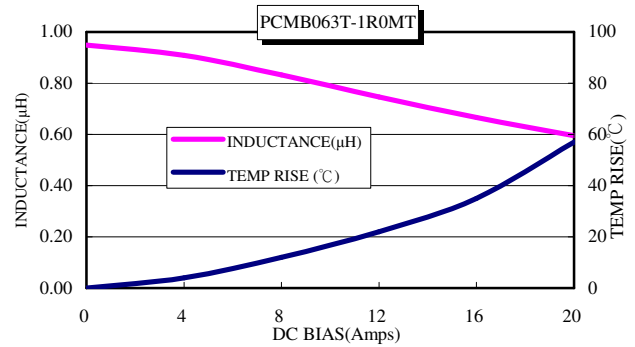
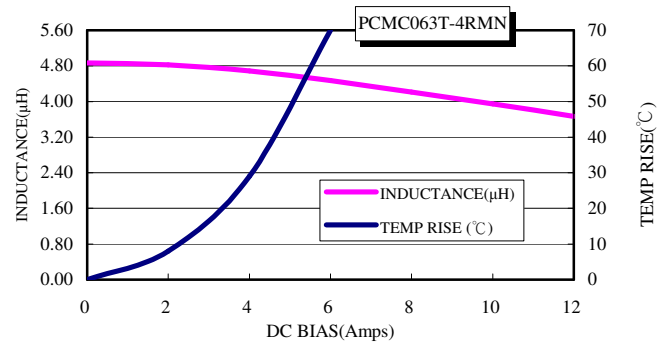
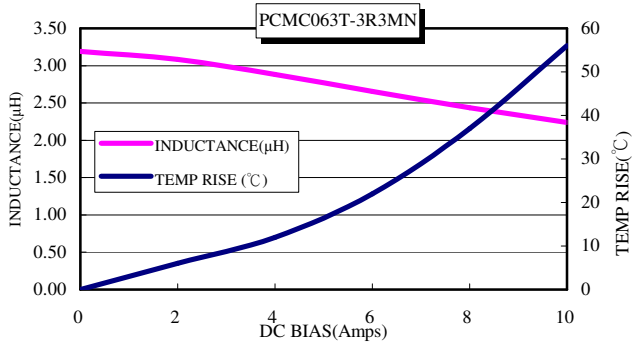
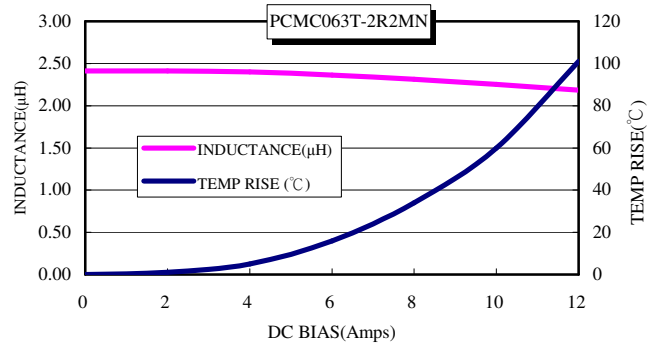
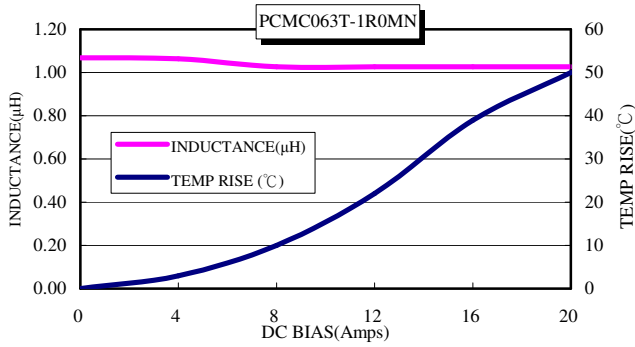
TITLE : The Engineering Specification for
 063 Series Power Choke Coil

DOCUMENT
 NO.

PCDXXX-022

PAGE
 REV.
 A6

7-4 Current Characteristic(Environment Temperature 100°C)



UNLESS OTHERWISE SPECIFIED
TOLERANCES ON :
X = ±
X.X = ±
X.XX = ±
ANGLES ± HOLE DIA. ±

DRAWN BY : *Ally Wu*
DESIGNED BY :
CHECKED BY :
APPROVED BY :
SCALE : X UNIT : X

乾坤科技股份有限公司
CYNTEC CO., LTD.

THIS DRAWINGS AND SPECIFICATIONS ARE THE PROPERTY OF CYNTEC CO., LTD. AND SHALL NOT BE REPRODUCED OR USED AS THE BASIS FOR THE MANUFACTURE OR SALE OF APPARATUS OR DEVICES WITHOUT PERMISSION

TITLE : The Engineering Specification for
063 Series Power Choke Coil

DOCUMENT
NO.

PCDXXX-022

PAGE
REV.
A6

Test Instruments

Wayne kerr 3260B/G LCR Meter

Wayne kerr 3265B Bias Current Source

Test Condition

Temperature : $26 \pm 3^{\circ}\text{C}$, Humidity : $< 70\% \text{ RH}$

Frequency : 100KHz , 1.0V

8. Reliability

8-1 Mechanical

Item	Specification and Requirement	Test Method
Solderability	The surface of terminal immersed shall be minimum of 95% covered with a new coating of solder	Solder heat proof : (1) Preheating : $160 \pm 10^{\circ}\text{C}$ 90seconds (2) Retention time : $245 \pm 5^{\circ}\text{C}$ for 2 ± 0.5 seconds
Vibration	Inductance change : Within $\pm 5\%$ Without mechanical damage such as break	(1) Vibration frequency : (10Hz to 55Hz to 10Hz) in 60 seconds as a period (2) Vibration time : period cycled for 2 hours in each of 3 mutual perpendicular directions (3) Amplitude : 1.5mm _{max.}
Shock	Inductance change : Within $\pm 5\%$ Without mechanical damage such as break	(1) Peak value : 100G (2) Duration of pulse : 11ms (3) 3 times in each positive and negative direction of 3 mutual perpendicular directions

UNLESS OTHERWISE SPECIFIED
TOLERANCES ON :
X = \pm
X.X = \pm
X.XX = \pm
ANGLES \pm HOLE DIA. \pm

DRAWN BY : *Ally Wu*
DESIGNED BY :
CHECKED BY :
APPROVED BY :
SCALE : X UNIT : X

乾坤科技股份有限公司
CYNTEC CO., LTD.

THIS DRAWINGS AND SPECIFICATIONS ARE THE PROPERTY OF CYNTEC CO., LTD. AND SHALL NOT BE REPRODUCED OR USED AS THE BASIS FOR THE MANUFACTURE OR SALE OF APPARATUS OR DEVICES WITHOUT PERMISSION

TITLE : The Engineering Specification for
063 Series Power Choke Coil

DOCUMENT
NO.

PCDXXX-022

PAGE
REV.
A6

8-2 Endurance

Item	Specification and Requirement	Test Method
Thermal Shock	Inductance change : Within $\pm 5\%$ Without distinct damage in appearance	(1) Repeat 100 cycle as follow : (-55 $\pm 2^{\circ}\text{C}$, 30 ± 3 minutes) \rightarrow (Room temperature, 5 minutes) \rightarrow (+125 $\pm 2^{\circ}\text{C}$, 30 ± 3 minutes) \rightarrow (Room temperature, 5 minutes) (2) Recovery : 48 + 4 / - 0 hours of recovery under the standard condition after the test. (See Note1)
High Temperature resistance	Inductance change : Within $\pm 5\%$ Without distinct damage in appearance	(1) Environment condition : 85 $\pm 2^{\circ}\text{C}$ Applied Current : Rated current (2) Duration : 1,000 + 4 / - 0 hours (See Note1)
Humidity resistance	Inductance change : Within $\pm 5\%$ Without distinct damage in appearance	(1) Environment condition : 60 $\pm 2^{\circ}\text{C}$ Humidity : 90~95% Applied Current : Rated current (2) Duration : 1,000 + 4 / - 0 hours (See Note1)
Pressure cooker test	Inductance change : Within $<-18\%$ Without distinct damage in appearance	(1) Environment condition : 120 $\pm 2^{\circ}\text{C}$ Humidity : 100% (2) 2 atm (3) Duration : 96 + 4 / - 0 hours
Low Temperature Store	Inductance change : Within $\pm 5\%$ Without distinct damage in appearance	(1) Store temperature : -55 $\pm 2^{\circ}\text{C}$ for total 1,000 + 4 / - 0 hours
High Temperature Store	Inductance change : Within $\pm 5\%$ Without distinct damage in appearance	(1) Store temperature : +125 $\pm 2^{\circ}\text{C}$ for total 1,000 + 4 / - 0 hours

Note1 : When there are questions concerning measurement result : measurement shall be made after 48 ± 2 hours of recovery under the standard condition

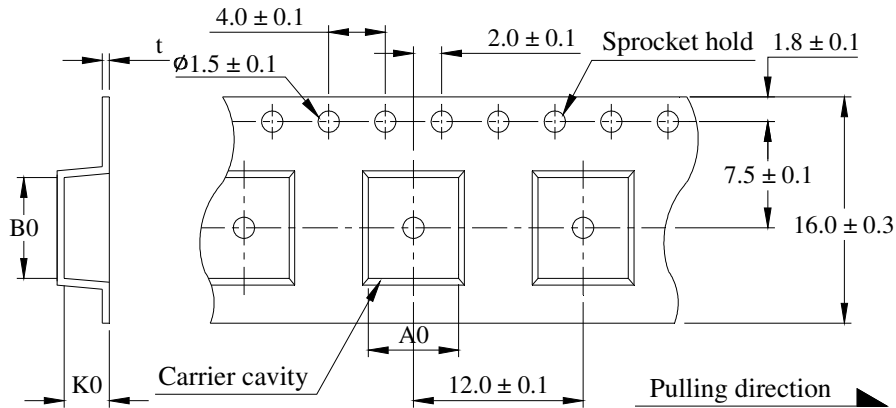
UNLESS OTHERWISE SPECIFIED TOLERANCES ON : X = \pm X.X = \pm X.XX = \pm ANGLES \pm HOLE DIA. \pm	DRAWN BY : <i>Ally Wu</i>		乾坤科技股份有限公司 CYNTEC CO., LTD. <small>THIS DRAWINGS AND SPECIFICATIONS ARE THE PROPERTY OF CYNTEC CO., LTD. AND SHALL NOT BE REPRODUCED OR USED AS THE BASIS FOR THE MANUFACTURE OR SALE OF APPARATUS OR DEVICES WITHOUT PERMISSION</small>
	DESIGNED BY :		
	CHECKED BY :		
	APPROVED BY :		
	SCALE : X	UNIT : X	
TITLE : The Engineering Specification for 063 Series Power Choke Coil	DOCUMENT NO.	PCDXXX-022	PAGE REV. A6

9. Packaging

9-1 Dimensions

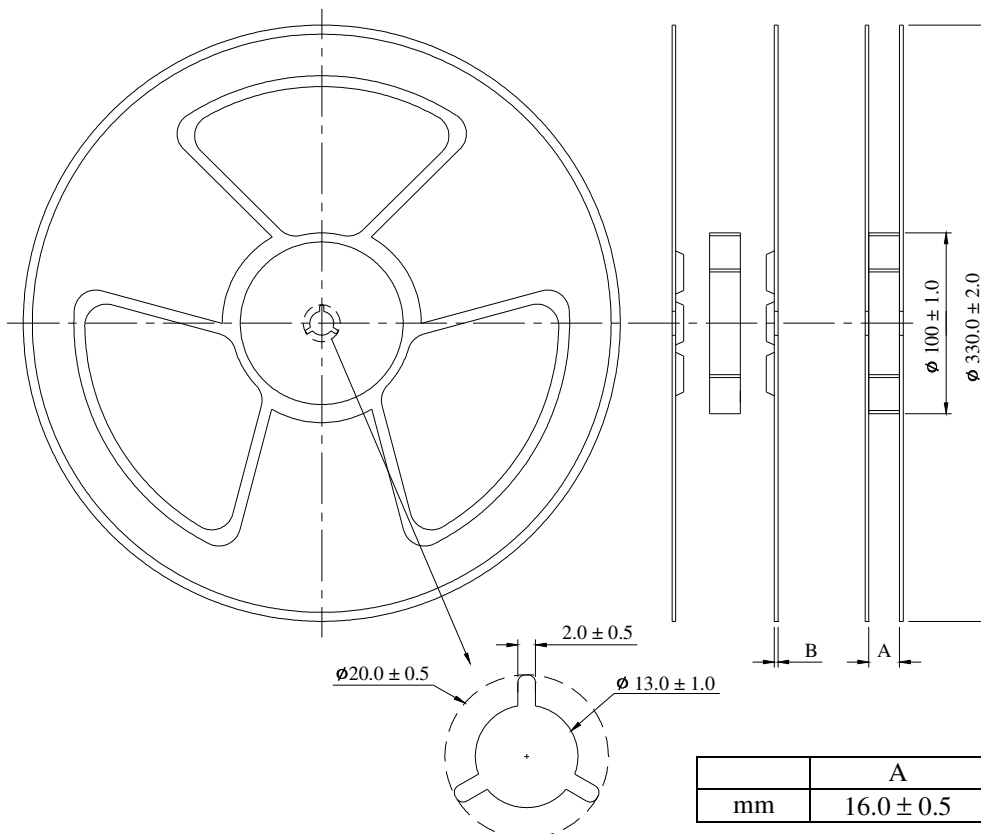
9-1-1 Tape packaging dimensions

Tape Material : Embossed tape



	A0	B0	K0	t
mm	7.2 ± 0.10	7.5 ± 0.10	3.6 ± 0.15	0.3 ± 0.10

9-1-2 Reel dimensions



UNLESS OTHERWISE SPECIFIED
TOLERANCES ON :
X = ±
X.X = ±
X.XX = ±
ANGLES ± HOLE DIA. ±

DRAWN BY : *Ally Wu*
DESIGNED BY :
CHECKED BY :
APPROVED BY :
SCALE : X UNIT : X

乾坤科技股份有限公司
CYNTEC CO., LTD.

THIS DRAWINGS AND SPECIFICATIONS ARE THE PROPERTY OF CYNTEC CO., LTD.
AND SHALL NOT BE REPRODUCED OR USED AS THE BASIS FOR THE
MANUFACTURE OR SALE OF APPARATUS OR DEVICES WITHOUT PERMISSION

TITLE : The Engineering Specification for
063 Series Power Choke Coil

DOCUMENT
NO.

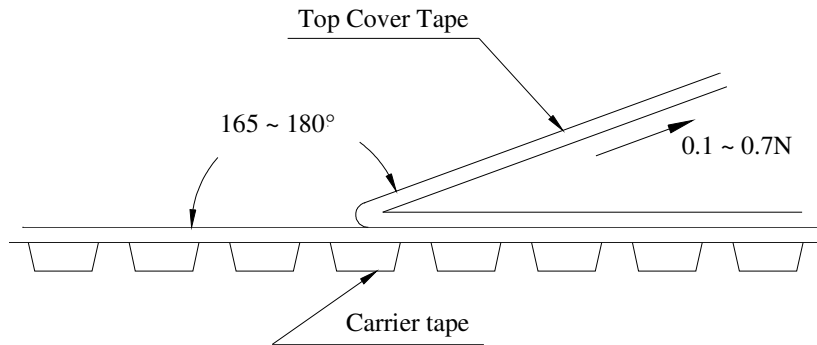
PCDXXX-022

PAGE
REV.
A6

9-2 Peel force of top cover tape

The peel speed shall be about 300 mm/minute

The peel force of top cover tape shall be between 0.1 to 0.7 N



9-3 Numbers of taping

1,000 pieces/reel

9-4 Label marking

The following items shall be marked on the production and shipping Label on the reel.

9-4-1 Production Label

- (1) Part No.
- (2) Description
- (3) Quantity
- (4) Taping No.

9-4-2 Shipping Label

- (1) *Customer's name
- (2) *Customer's part No.
- (3) Manufacturer's part No.
- (4) Manufacturer's name
- (5) Manufacturer's country

* Note : Item (1) and (2) are listed by request

UNLESS OTHERWISE SPECIFIED TOLERANCES ON : X = ± X.X = ± X.XX = ± ANGLES ± HOLE DIA. ±	DRAWN BY : <i>Ally Wu</i>		乾坤科技股份有限公司 CYNTEC CO., LTD. <small>THIS DRAWINGS AND SPECIFICATIONS ARE THE PROPERTY OF CYNTEC CO., LTD. AND SHALL NOT BE REPRODUCED OR USED AS THE BASIS FOR THE MANUFACTURE OR SALE OF APPARATUS OR DEVICES WITHOUT PERMISSION</small>
	DESIGNED BY :		
	CHECKED BY :		
	APPROVED BY :		
	SCALE : X	UNIT : X	
TITLE : The Engineering Specification for 063 Series Power Choke Coil		DOCUMENT NO.	PCDXXX-022
			PAGE REV. A6

10. Care note

10-1 Care note for Use

(1) Storage Condition :

Temperature 25 to 35°C, Humidity 45 to 85% RH

(2) Use Temperature :

- a. Minimum Temperature : -55°C Ambient temperature of power choke coil.
- b. Maximum Temperature : +125°C The value of temperature including ambient of the transformer and temperature rise of power choke coil.
- c. There is not a problem from -55°C ~ +125°C in a reliability test.
- d. However, this is not meant a temperature grade guarantee of UL.

(3) Model :

When this power choke coil was used in a similar or new product to the original one, sometimes it might be unable to satisfy the specifications due to difference of condition of usage.

(4) Drop :

If the power choke coil suffered mechanical stress such as drop, characteristics may become poor (due to damage on coil bobbin, etc.).

Never use such stressed power choke coil.

UNLESS OTHERWISE SPECIFIED TOLERANCES ON : X = ± X.X = ± X.XX = ± ANGLES ± HOLE DIA. ±	DRAWN BY : <i>Ally Wu</i>		乾坤科技股份有限公司 CYNTEC CO., LTD. <small>THIS DRAWINGS AND SPECIFICATIONS ARE THE PROPERTY OF CYNTEC CO., LTD. AND SHALL NOT BE REPRODUCED OR USED AS THE BASIS FOR THE MANUFACTURE OR SALE OF APPARATUS OR DEVICES WITHOUT PERMISSION</small>
	DESIGNED BY :		
	CHECKED BY :		
	APPROVED BY :		
	SCALE : X	UNIT : X	
TITLE : The Engineering Specification for 063 Series Power Choke Coil		DOCUMENT NO.	PCDXXX-022
			PAGE REV. A6

10-2 Care note for Safety

(1) Provision to Abnormal Condition

This power choke coil itself does not have any protective function in abnormal condition such as overload, short-circuit and open-circuit conditions, etc.

Therefore, it shall be confirmed as the end product that there is no risk of smoking, fire, dielectric withstand voltage, insulation resistance, etc. in abnormal conditions to provide protective devices and/or protection circuit in the end product.

(2) Temperature Rise

Temperature rise of power choke coil depends on the installation condition on end products.

It shall be confirmed on the actual end product that temperature rise of power choke coil is in the limit of specified temperature class.

(3) Dielectric Strength

Dielectric withstanding test with higher voltage than specific value will damage insulating material and shorten its life.

(4) Water

This power choke coil must not be used in wet condition by water, coffee or any liquid because insulation strength becomes very low on the condition.

(5) Potting

If this power choke coil is potted in some compound, coating material of magnet wire might be occasionally damaged. Please ask us if you intend to pot this power choke coil.

(6) Detergent

Please consult our company once in case of this because the confirmation of reliability etc. is needed when the washing medicine is used for the power choke coil.

UNLESS OTHERWISE SPECIFIED TOLERANCES ON : X = ± X.X = ± X.XX = ± ANGLES ± HOLE DIA. ±	DRAWN BY : <i>Ally Wu</i>		乾坤科技股份有限公司 CYNTEC CO., LTD. <small>THIS DRAWINGS AND SPECIFICATIONS ARE THE PROPERTY OF CYNTEC CO., LTD. AND SHALL NOT BE REPRODUCED OR USED AS THE BASIS FOR THE MANUFACTURE OR SALE OF APPARATUS OR DEVICES WITHOUT PERMISSION</small>
	DESIGNED BY :		
	CHECKED BY :		
	APPROVED BY :		
	SCALE : X	UNIT : X	
TITLE : The Engineering Specification for 063 Series Power Choke Coil		DOCUMENT NO.	PCDXXX-022
			PAGE REV. A6